

ICBBI-48SD/S**FEATURES**

- _____ Rigorously tested to ensure decades of use
- _____ Exceptional support from Customer Care team
- _____ LED Lighting for brighter interior
- _____ Dual refrigeration keeps food fresher longer
- _____ Air purification system fights spoilage, odours
- _____ Microprocessor control assures peak performance
- _____ Crispers and deli drawers in low-temp, high-humidity zones for optimum freshness
- _____ Freshness cards for maximum food preservation
- _____ Magnetic door seal system locks in cold air
- _____ Automatic ice maker with "max ice" feature
- _____ Adjustable shelves for maximum convenience
- _____ Water-filtration system reduces contaminants, chlorine taste and odor

ACCESSORIES

Grilles for 2108 mm or 2235 mm finished height (2134 mm is standard)

Accessories are available through an authorized dealer.
For local dealer information, visit subzero-wolf.com/locator.

**HANDLE OPTIONS****PRO****TUBULAR****PRODUCT DETAILS****REFRIGERATOR**

- 4 Adjustable glass shelves
- 1 High-humidity drawer with divider
- 2 Storage drawers with divider
- 3 Adjustable door shelves
- 2 Stationary door shelves
- Adjustable dairy compartment
- Air purification system

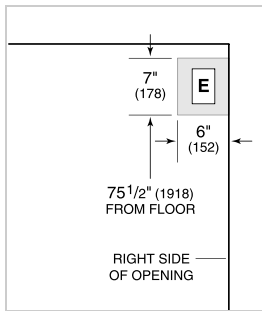
FREEZER

- Automatic ice maker
- 3 Adjustable wire shelves
- 3 Storage drawers
- 5 Adjustable door shelves
- Water filtration system

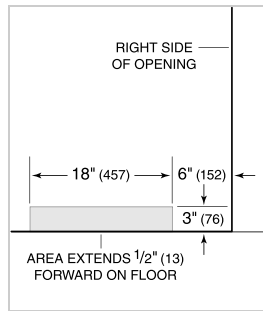
PRODUCT SPECIFICATIONS

Model	ICBBI-48SD/S
Dimensions	1219mmW x 2134mmH x 610mmD
Door Clearance	762mm
Weight	298 kg
Refrigerator Gross Capacity	508 L
Freezer Gross Capacity	277 L
Electrical Supply	220-240 VAC; 50/60 Hz
Electrical Service	≤ 4 A
Receptacle	3-prong grounding-type

ELECTRICAL




PLUMBING



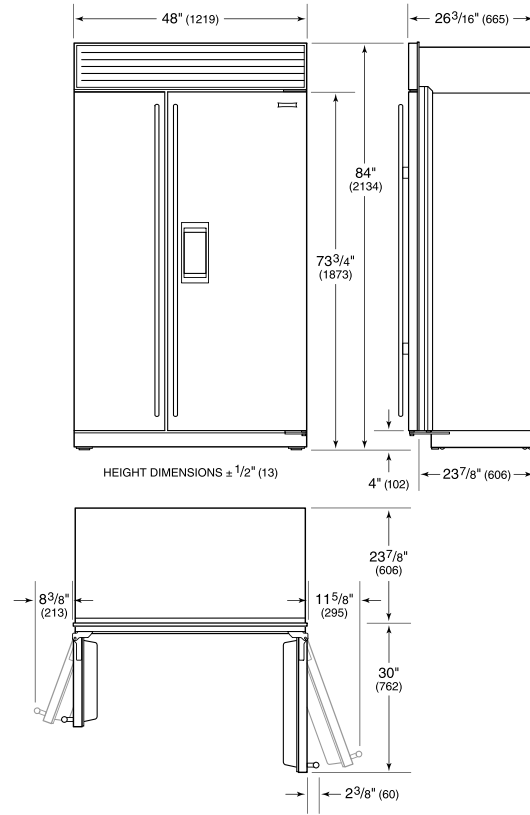
NOTE: Dimensions in parenthesis are in millimeters unless otherwise specified

INTERIOR VIEW

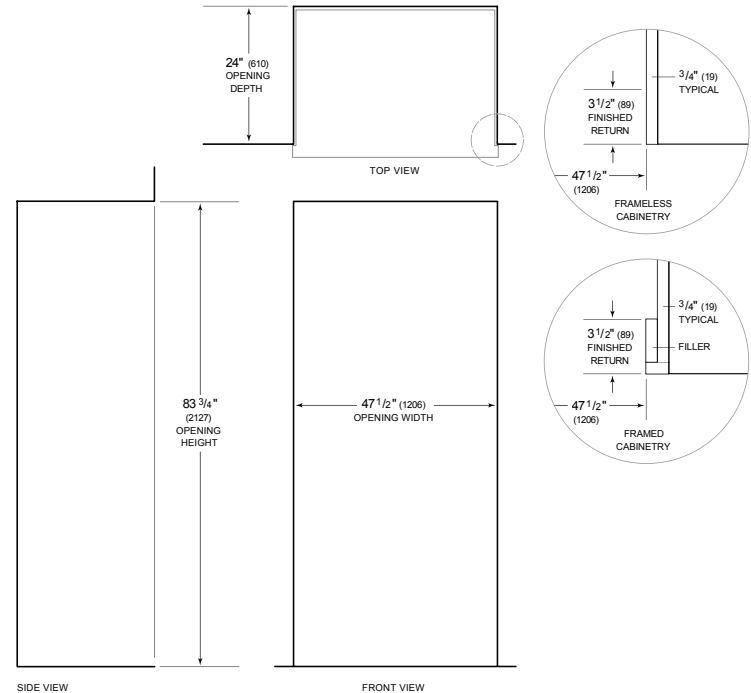


This illustration is intended for interior reference only and may not represent the exterior of the model being specified.

DIMENSIONS



STANDARD INSTALLATION



NOTE: 3 1/2" (89) finished returns will be visible and should be finished to match cabinetry
Shaded line represents profile of unit.